

Using Google Forms in Education

By

Ryan Bradford

mrbradford@romerocharter.org

The Nerd Stuff

- Online forms that can be used to plan events, take surveys, test students, or collect information.
- Automatically collects and records data and sorts it into a spreadsheet.



Example of Forms

Detention

Your username (**mrbradford@romerocharter.org**) will be recorded when you submit this form. Not **mrbradford**? [Sign out](#)

* Required

Referring Teacher *

Student Name *

Assigned date of detention (Detention is held on Friday) *

Examples of Google Forms @ MORCS

MORCSTech.com

Technology at Monsenor Oscar Romero Charter
Resources and Information



Tech Repairs

If you are experiencing any issues with your school issued equipment please complete Tech Repairs Request form.

REPAIR REQUESTS



Tech Resources

Check out Mr. Bradford's Diigo account for technology resources and integration ideas.

TECH RESOURCES



iPad App requests

To request that an app is installed on the iPads please complete the iPad App request form.

APP REQUESTS



How can I use a Google Form?

- Class Assessments
- Student/Parent Survey
- Request Forms
- Project Grading Form
- Check out list
- Peer Evaluation

Creating a Google Form

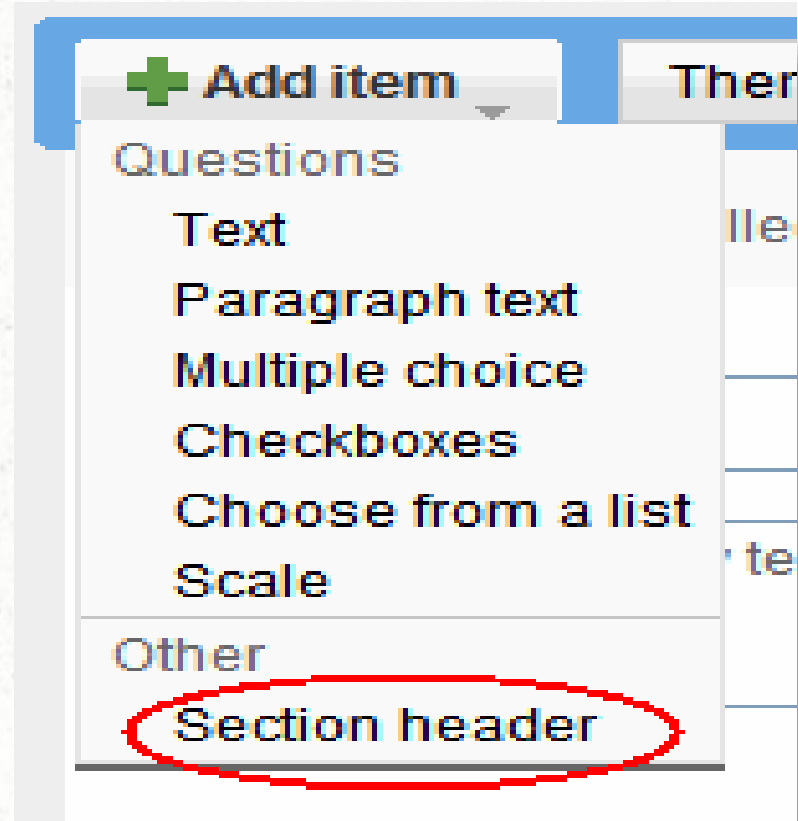


Creating a Google Form

- Log into your Romerocharter.org Documents account.
- Did you know that we have a shortcut for our docs account? To instantly access your docs account you can use docs.romerocharter.org
- Click on Create and then choose form.
- This will open up your new blank form.

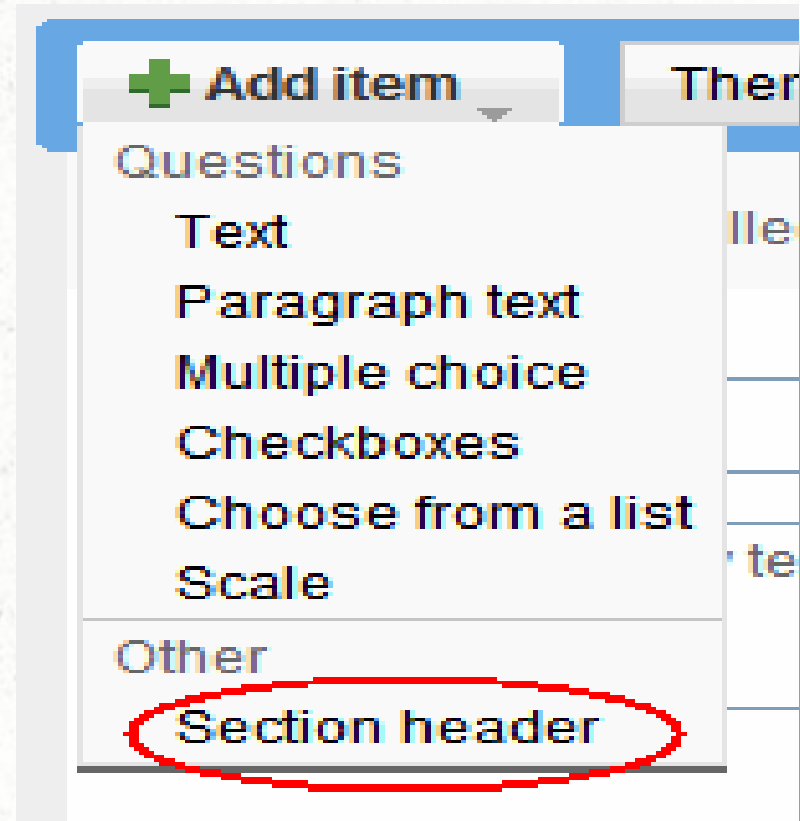
Adding questions to your form

- To add a question to your form click on Add item in the upper left hand corner.
- Text = One sentence answer
- Paragraph = More than one sentence answer




Headers and Breaks

- Section headers split form into sections
- Good for grouping questions on assessment
- Page Break creates a new page on your form
- Good for making a long questionnaire into smaller pieces




Editing Form


- To edit the content of a form click on the pencil



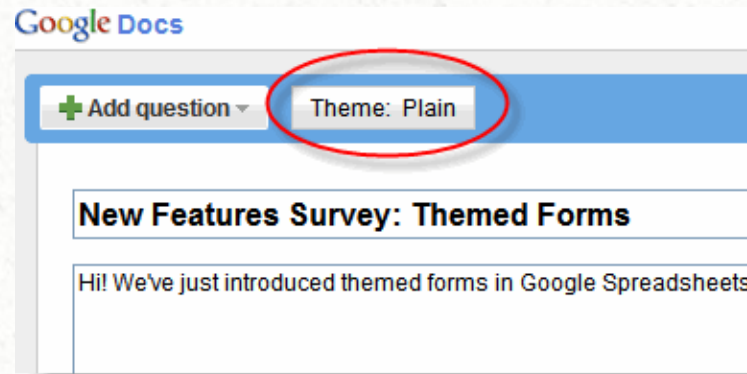
- To delete a question click on the trash can



- To duplicate a question click on the windows icon



Adding a theme aka making it pretty



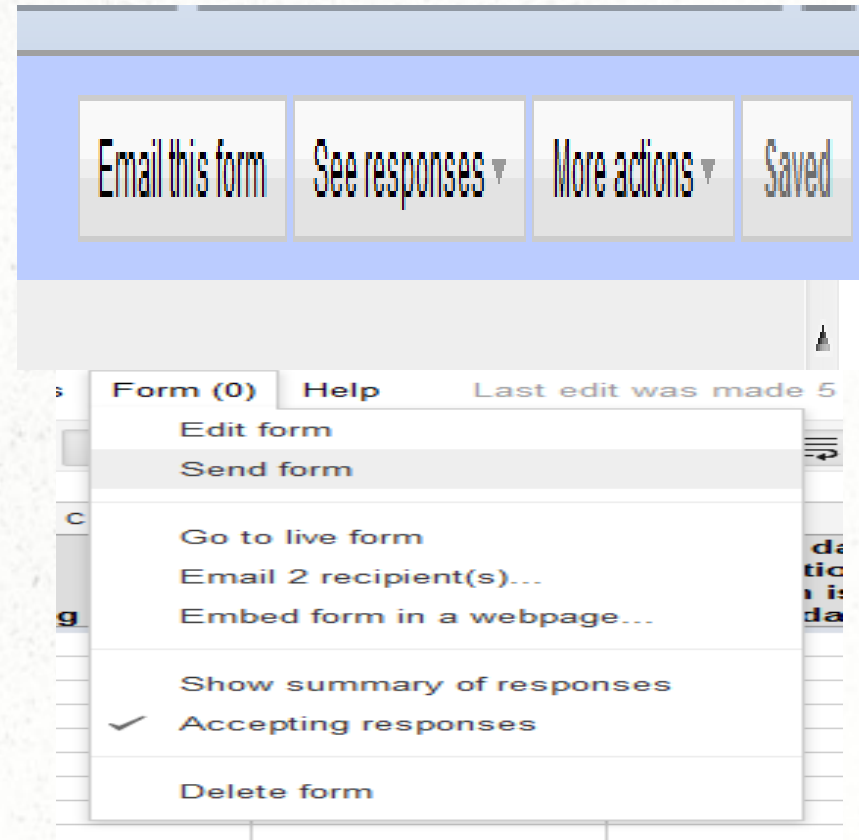
- To change the look of your form you can apply different themes.
- To change the theme click on the theme button in the upper left hand corner.
- When you find the theme that you like you can preview it by clicking on it. If this is the theme that you would like click on apply.

So I created my form....now what?






How to Collect Responses

- To send a form from the edit form window click on email this form.
- To send a form from the response spreadsheet click on form and then send form.



Viewing the results

- To view the results of of your survey look for a form doc in your Google docs folder with the same name.

<input type="checkbox"/>	TITLE	OWNER
<input type="checkbox"/> ☆ 	Detention Shared	me
<input type="checkbox"/> ☆ 	11-12.DataMaster.StudyIsland.Social Studies Shared 11-12 Student Achievement Data	Jonathan Tiongco
<input type="checkbox"/> ☆ 	11-12 Bradford Lesson Plans Feedback Shared	Jonathan Tiongco

Spreadsheet

File Edit View Insert Format Data Tools Form (0) Help Last edit was made 5 hours ago by mrbradford


fx | Timestamp

	A	B	C	D	E	F	G
1	Timestamp	Username	Referring Teacher	Student Name	Assigned date of detention (Detention is held on Friday)	Reason for detention	Additional information
2							
3							
4							
5							

- The data collected by your form will be automatically inserted into your spreadsheet.
- You can add more columns if you need to add additional information.


Flubaroo

- Google Spreadsheet script that automatically grades assignments and surveys
- Identifies average score, average item score, and gives the option to email each student their grade
- For more info visit <http://goo.gl/7iqXp>



No need to recreate the wheel

- Google Form Templates
<http://goo.gl/LLIcC>
- 71 Interesting Ways to use Google Forms in the Classroom
<http://goo.gl/fYI7D>



Any Questions?



FAQ from Google
<http://goo.gl/IPQa8>